

# Almas Daily CSE Market Report



Tuesday

14-Nov-23

Indices		14-Nov-23	13-Nov-23	Change	Change %
ASPI		10,775.43	10,898.90	(123.47)	(1.13%)
S&P SL 20		3,040.56	3,087.20	(46.64)	(1.51%)
Almas Whitelist Index		959.34	961.27	(1.93)	(0.20%)
MTD	ASPI	(31-Oct)	10,647.33	128.10	1.20%
	S&P SL 20		2,994.35	46.21	1.54%
	AWLI		950.23	9.11	0.96%
YTD	ASPI	(31-Dec)	8,489.66	2,285.77	26.92%
	S&P SL 20		2,635.63	404.93	15.36%
	AWLI		1,000.00	(40.66)	(4.07%)

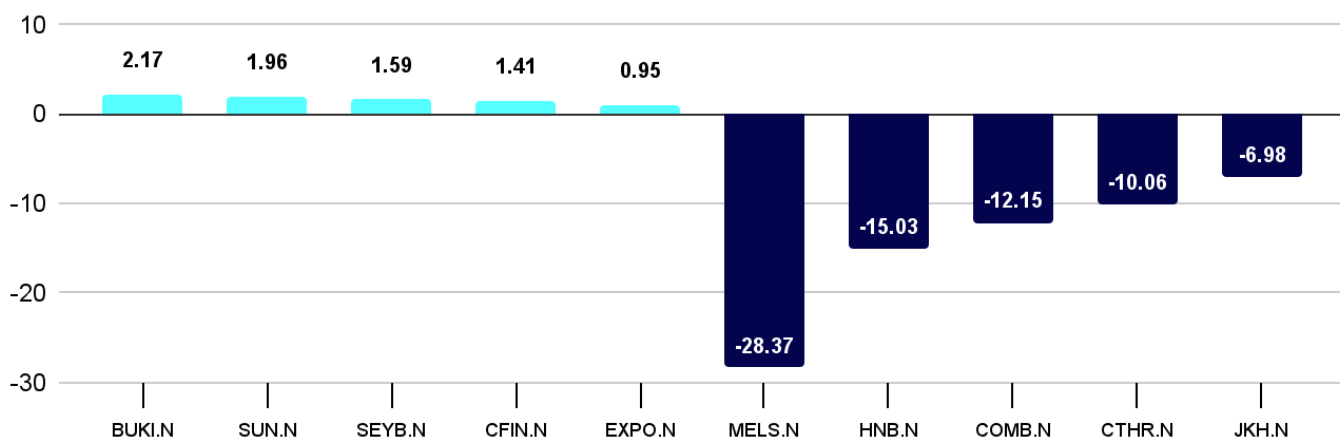
No. of Companies Up **53**

No. of Companies Down **110**

No. of Companies with no change **80**

No. of Companies not traded **47**

## Top Contributors of ASPI



## Performance of Selected Counters

	Company	Today Closing Price	% DAY	WTD	MTD	YTD	Since 31st March*
1	ACL.N	72.70	-0.14%	-0.95%	3.27%	3.71%	-11.66%
2	AGAL.N	29.00	-0.68%	-2.68%	2.47%	-9.09%	-3.97%
3	AGST.N	9.00	0.00%	0.00%	0.00%	-41.56%	-19.64%
4	AHUN.N	65.50	-3.11%	-3.82%	-2.38%	28.94%	9.35%
5	ASIY.N	4.30	2.38%	2.38%	2.38%	4.88%	7.50%
6	BALA.N	56.80	0.00%	2.90%	3.65%	-30.73%	-14.33%
7	BFL.N	190.50	-0.65%	0.53%	2.70%	20.95%	31.38%
8	BIL.N	5.00	-1.96%	-3.85%	-1.96%	-28.57%	-16.67%
9	BOPL.N	39.50	0.00%	-1.50%	-3.66%	-12.03%	-12.22%
10	CFLB.N	26.80	-4.29%	-4.29%	1.90%	-5.30%	2.68%
11	CIC.N	69.50	0.72%	1.02%	1.31%	-18.24%	-2.39%
12	CIC.X	50.20	-0.99%	-0.40%	-1.57%	-9.71%	1.41%
13	CIND.N	93.10	2.31%	0.11%	1.75%	60.52%	10.44%
14	COCO.N	18.00	0.00%	1.69%	0.00%	-17.05%	-15.89%
15	CWM.N	87.00	-0.11%	-1.36%	-0.80%	6.23%	6.23%
16	DIMO.N	580.00	0.00%	0.00%	2.93%	-3.17%	24.46%
17	DIPD.N	28.70	-0.69%	-0.69%	1.06%	-1.37%	3.61%
18	DPL.N	22.90	-1.29%	-4.58%	8.53%	-4.58%	11.71%
19	ELPL.N	84.60	1.68%	-0.24%	1.81%	-1.63%	10.59%
20	EXPO.N	130.50	0.38%	0.38%	2.76%	-28.40%	-5.43%
21	GLAS.N	25.00	0.00%	-1.57%	0.00%	89.39%	30.21%
22	GREG.N	35.80	0.00%	0.00%	0.56%	1.42%	2.29%
23	HAYL.N	78.80	-1.99%	-3.67%	-4.72%	15.88%	9.44%

	Company	Today Closing Price	% DAY	WTD	MTD	YTD	Since 31st March*
24	HOPL.N	42.00	-2.33%	-1.87%	1.69%	-32.15%	-20.00%
25	HPL.N	28.00	0.36%	0.00%	0.72%	15.70%	49.73%
26	JAT.N	15.50	-1.27%	-1.90%	-3.73%	25.00%	-3.13%
27	JKH.N	192.50	-1.16%	-2.28%	0.13%	42.33%	37.50%
28	KCAB.N	260.25	2.06%	-0.10%	2.26%	0.19%	-3.16%
29	KVAL.N	75.40	0.40%	2.17%	4.43%	-7.71%	6.95%
30	KZOO.N	9.00	-1.10%	1.12%	8.43%	26.76%	30.43%
31	LDEV.N	20.20	-2.88%	0.50%	0.00%	-35.87%	-19.20%
32	LGL.N	37.00	1.37%	0.82%	8.82%	137.18%	29.82%
33	LGL.X	24.30	1.25%	2.10%	17.39%	140.59%	30.65%
34	LIOC.N	107.50	0.00%	-1.15%	0.70%	-46.98%	-37.32%
35	LWL.N	46.80	0.43%	-1.27%	4.23%	-9.13%	-2.70%
36	MAL.N	62.00	0.49%	2.82%	3.33%	-13.65%	-20.51%
37	MASK.N	33.00	1.54%	-0.30%	1.85%	-19.51%	-9.59%
38	MGT.N	42.00	-1.18%	-1.18%	-2.33%	85.84%	66.67%
39	PACK.N	13.20	0.76%	0.00%	2.33%	0.76%	-9.59%
40	PLR.N	7.30	0.00%	0.00%	0.00%	12.31%	-8.75%
41	RAL.N	4.10	-2.38%	-2.38%	-2.38%	-26.79%	-21.15%
42	RCL.N	27.80	-0.71%	-1.42%	0.00%	-1.77%	0.72%
43	RHL.N	13.50	2.27%	0.00%	2.27%	-2.17%	3.05%
44	RICH.N	20.50	-0.49%	-1.44%	0.00%	-14.94%	-0.97%
45	SIRA.N	11.60	0.00%	-1.69%	-1.69%	23.40%	-3.33%
46	SLTL.N	99.20	-1.29%	-2.75%	0.30%	45.88%	5.53%
47	TKYO.N	48.50	0.00%	0.62%	-1.62%	46.97%	-3.00%
48	TKYO.X	37.80	-0.53%	-1.82%	-3.82%	45.38%	-16.92%

\*Change of price from 31-March-2023.

# Market Summary

Market Statistics	14-Nov	13-Nov	Change %
Value of Turnover (Mn. LKR)	891.51	558.68	59.57%
Value of Turnover (Mn. USD)	2.68	1.68	59.63%
Foreign Purchases (Mn. LKR)	46.69	18.31	155.00%
Foreign Sales (Mn. LKR)	118.63	8.15	1355.58%
Net Foreign Inflow (Mn. LKR)	(71.94)	10.16	-808.07%
Net Foreign Inflow YTD (Mn. LKR)	4,848.73	4,920.67	-1.46%
Volume of Turnover (Mn)	37.05	19.15	93.47%
No. of Trades	9,106	8,682	4.88%
Market Cap (Bn. LKR)	4,335	4,377	-0.96%
Market Cap (Bn. USD)	13.04	13.16	-0.91%
Market PER	11.18	11.28	-0.89%
Market PBV	1.00	1.01	-0.99%

## Outstanding Short Positions \* New Addition

Trade Date	Ticker	Quantity	Quantity %	Turnover
2023/11/06	JKH.N	200	0.01%	38,450
2023/11/06	NDB.N	3,000	8.80%	196,000
2023/11/10	GRAN.N	2,000	12.75%	362,000
2023/11/13	JKH.N	776	0.48%	152,290
2023/11/14	JKH.N	4,124	0.53%	793,870

## Top Gainers %

	Company Name	Today's Price	Change %	Volume	Turnover	Trades
1	TESS.X	0.80	14.29%	106	85	2
2	UBF.N	0.90	12.50%	4,116	3,704	4
3	BERU.N	1.40	7.69%	22,465	29,351	11
4	MBSL.N	5.50	5.77%	106,604	590,960	48
5	ACAP.N	3.70	5.71%	700	2,590	2
6	LCBF.N	2.10	5.00%	119,112	249,535	19
7	HAPU.N	32.50	4.84%	1,363	46,125	12
8	CABO.N	53.50	4.29%	470	24,902	9
9	APLA.N	379.75	4.26%	350	129,475	6
10	SERV.N	10.90	3.81%	236	2,573	2

## Top Losers %

	Company Name	Today's Price	Change %	Volume	Turnover	Trades
1	MULL.N	1.00	-9.09%	2,145	2,177	5
2	LHL.N	33.10	-9.07%	200	6,620	1
3	HVA.N	3.70	-7.50%	1,251	4,673	6
4	MELS.N	77.80	-7.16%	181,008	14,285,701	181
5	SHOT.X	8.40	-6.67%	15,101	127,449	22
6	RFL.N	26.20	-6.43%	205	5,371	6
7	PAP.N	3.20	-5.88%	102,500	323,800	35
8	RHTL.N	18.70	-5.56%	6,603	124,196	12
9	GHLL.N	16.00	-5.33%	291,544	4,671,473	87
10	CTHR.N	270.00	-5.26%	106	28,620	6

## Top Contributors – Turnover

	Company Name	Share Volume	Turnover	High	Low	Close	Prev. Close	Change	Change %
1	JKH.N	779,384	150,095,803	194.50	192.00	192.50	194.75	-2.25	-1.16%
2	CALT.N	1,275,970	87,108,128	69.70	66.20	68.90	68.10	0.80	1.17%
3	DIAL.N	5,472,890	49,360,420	9.80	8.90	9.00	9.40	-0.40	-4.26%
4	SAMP.N	714,385	49,268,057	69.80	68.40	68.70	69.40	-0.70	-1.01%
5	NTB.N	389,714	41,350,674	107.00	104.75	105.00	107.25	-2.25	-2.10%
6	CTC.N	32,974	32,490,870	990.00	985.00	985.00	985.00	0.00	0.00%

## Top Contributors – Share Volume

	Company Name	Share Volume	Turnover	High	Low	Close	Prev. Close	Change	Change %
1	DIAL.N	5,472,890	49,360,420	9.80	8.90	9.00	9.40	-0.40	-4.26%
2	SEMB.X	5,043,000	1,010,011	0.30	0.20	0.20	0.20	0.00	0.00%
3	BIL.N	3,994,282	20,105,122	5.20	5.00	5.00	5.10	-0.10	-1.96%
4	SEMB.N	1,846,084	1,107,362	0.70	0.50	0.60	0.60	0.00	0.00%
5	PLC.N	1,730,238	18,340,633	10.70	10.50	10.60	10.50	0.10	0.95%
6	CALT.N	1,275,970	87,108,128	69.70	66.20	68.90	68.10	0.80	1.17%

## Net Foreign Purchases

Ticker	Closing Price	Foreign holding	Net foreign inflow LKR
BUKI.N	399.00	27.69%	20,476,844
NDB.N	66.50	19.60%	5,414,231
DIAL.N	9.00	90.63%	2,856,400
SCAP.N	9.30	0.27%	2,244,468
CALT.N	68.90	0.27%	2,082,710
MGT.N	42.00	2.25%	1,272,912
LOFC.N	4.80	7.85%	480,000
MBSL.N	5.50	0.46%	349,031
HNBN	170.00	12.57%	255,748
ASIY.N	4.30	0.38%	195,074

## Net Foreign Sales

Ticker	Closing Price	Foreign holding	Net foreign outflow LKR
JKH.N	192.50	38.02%	83,273,523
HAYC.N	65.10	3.44%	10,211,847
HHL.N	71.50	14.02%	4,359,927
KOTA.N	6.00	1.91%	3,642,120
TKYO.X	37.80	40.70%	1,900,000
COMB.N	85.10	17.79%	1,607,572
LOLC.N	384.00	0.58%	495,690
OSEA.N	15.50	88.12%	465,000
DFCC.N	84.20	13.84%	424,500
WIND.N	18.60	7.28%	344,497

## Crossings

Company Name	Quantity	Price	Turnover	No. of Trades
	No Crossings			

## Market Announcements & Disclosures

Company Name	Announcement/Disclosure	Announcement Received Date
1 Lion Brewery Ceylon PLC	Non-Compliance of Corporate Governance Rules	13-Nov-23

## Dealings by directors

Company Name	Nature	Announcement Date
No Director Tradings		



## News Update

### **S. Korea to establish factories of world's leading brands in SL**

South Korea has expressed their intentions and interest in establishing, in Sri Lanka, the factories of industry-leading global brands in South Korea. A discussion pertaining to the matter was held between officials of the Ministry of Industries and South Korean delegates who were on a visit to Sri Lanka recently. The discussion was headed by the ministry's Secretary Thilaka Jayasundara.

The South Korean delegation has also mentioned that it intends to establish factories for at least 80 different industries in Sri Lanka, focusing mainly on the production of electronic equipment and automotive spare parts, the Department of Government Information (DGI) said. (Source: themorning.lk)

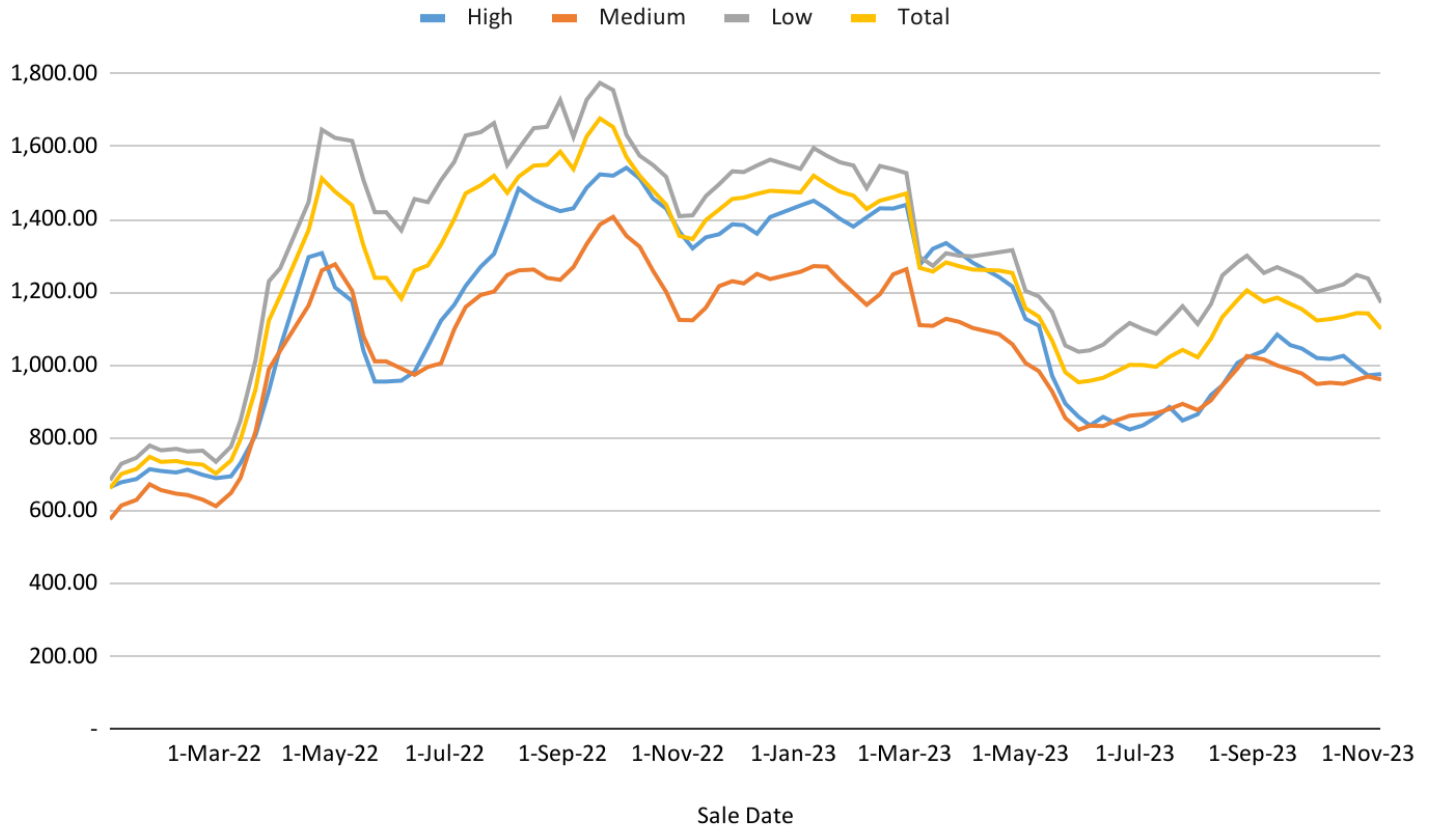
### **"2024 Budget unveils transformative plans to boost tourism": Minister**

The Tourism Minister hailed the 2024 Budget as a game-changer, positioning tourism as a catalyst for economic development. With a focus on making Sri Lanka a premier global tourist destination, the Budget has allocated a substantial Rs. 2.3 billion to improve the tourism sector. These allocations were not mere proposals but a well-thought-out execution plan to propel Sri Lanka into a top travel destination," he told the Daily FT. (Source: FT.lk)

# Dividend Announcement

	Company name	Dividends Per Share	Final/Interim	XD	Date of Payment	Total Payout
1	Bairaha Farms	3.30	First interim	30-Oct-23	17-Nov-23	58,080,000
2	The Lanka Hospitals Corporation	1.50	First interim	31-Oct-23	20-Nov-23	335,598,254
3	Chevron Lubricants Lanka	4.00	Second interim	3-Nov-23	23-Nov-23	960,000,000
4	Cargills (Ceylon)	4.50	First interim	7-Nov-23	27-Nov-23	1,159,549,790
5	C T Holdings	3.50	First interim	7-Nov-23	27-Nov-23	704,924,423
6	Distilleries Company of Sri Lanka	1.43	First interim	14-Nov-23	1-Dec-23	6,578,000,000
7	Melstacorp	4.27	First interim	14-Nov-23	4-Dec-23	4,976,245,497
8	John Keells Holdings	0.50	First interim	16-Nov-23	6-Dec-23	693,442,516
9	Vidullanka	0.25	Second interim	17-Nov-23	7-Dec-23	217,828,990
10	Hemas Holdings	0.40	First interim	20-Nov-23	8-Dec-23	238,657,277
11	Ceylon Tobacco Company	36.00	Third interim	20-Nov-23	8-Dec-23	6,743,655,036
12	Singer Finance Lanka	0.80	Final dividend	20-Nov-23	1-Dec-23	161,659,260
13	Watawala Plantations	8.00	First interim	20-Nov-23	8-Dec-23	1,626,469,064
14	Sunshine Holdings	1.00	First interim	21-Nov-23	11-Dec-23	491,973,629
<b>Total Dividends</b>						<b>24,946,083,735</b>

# Tea Auction (Prices/Kg)

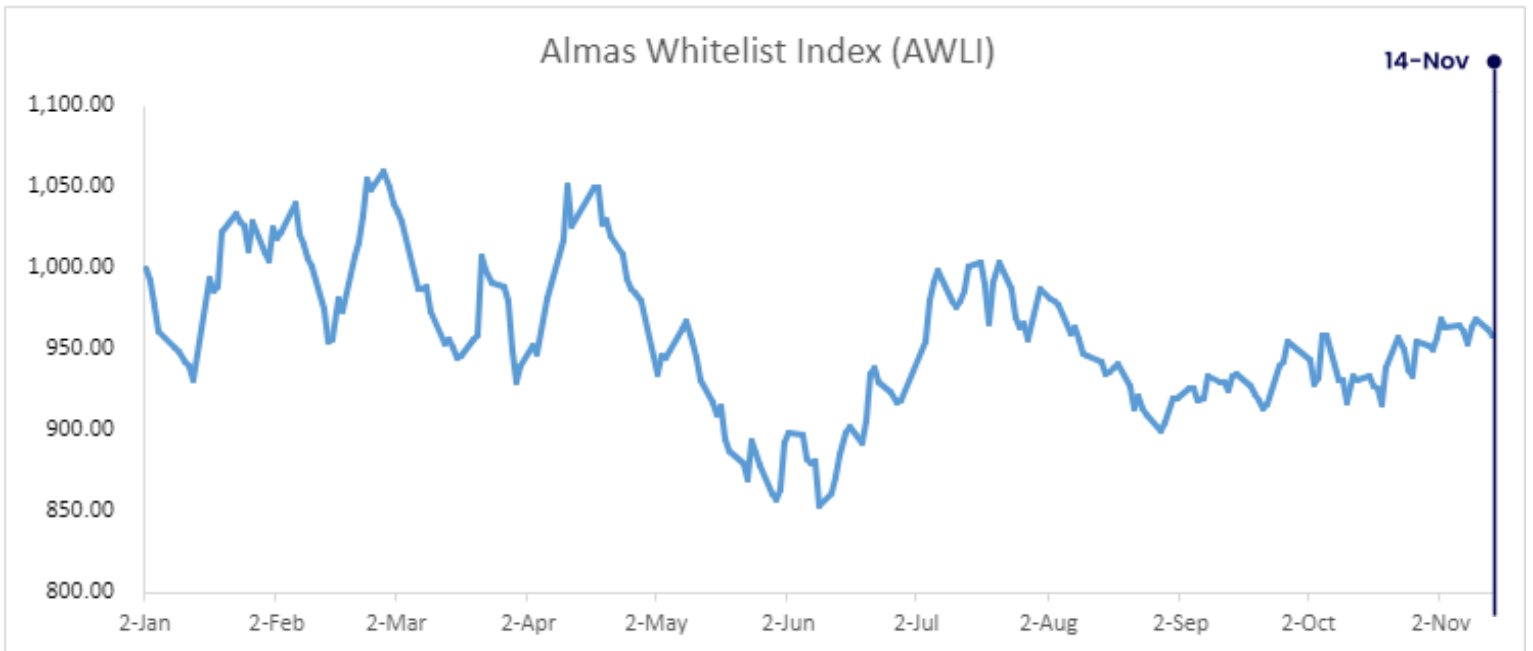


	Price (LKR)			Qty (Kgs)		
	8-Nov-23	01-Nov-23	%	8-Nov-23	01-Nov-23	%
<b>High</b>	975.45	972.12	0.34%	876,569	836,121	4.84%
<b>Medium</b>	960.62	969.00	-0.86%	774,436	777,903	-0.45%
<b>Low</b>	1,171.53	1,237.78	-5.35%	3,022,154	2,890,223	4.56%
<b>Avg.Price/ Total qty</b>	<b>1,099.80</b>	<b>1,142.05</b>	<b>-3.70%</b>	<b>4,673,159</b>	<b>4,504,247</b>	<b>3.75%</b>

# ASPI Movement



# Almas Whitelist Index



## Global Commodity Prices (Source: Investing.com)

Commodity	14-Nov	13-Nov	Change %
Oil-Crude	78.32	77.31	1.31%
Oil-Brent	82.64	81.61	1.26%
Gold	1,950.10	1,941.45	0.45%
Silver	22.43	22.12	1.42%
Copper	3.66	3.63	0.94%
Aluminum	2,222.50	2,220.50	0.09%
Gas - Propane Aramco	616.32	616.92	-0.10%

## Forex Rates (Source: CBSL.lk)

Currency Pair	Today		Prev. Day		% Change	
	Buy	Sell	Buy	Sell	Buy	Sell
<b>AUD/LKR</b>	203.41	213.73	203.13	213.34	-0.14%	-0.18%
<b>CNY/LKR</b>	43.32	46.17	43.34	46.19	0.04%	0.03%
<b>EUR/LKR</b>	342.48	357.46	342.21	357.22	-0.08%	-0.07%
<b>GBP/LKR</b>	393.47	409.42	392.27	408.26	-0.31%	-0.28%
<b>JPY/LKR</b>	2.11	2.20	2.11	2.20	0.04%	0.15%
<b>USD/LKR</b>	321.71	332.37	322.12	332.48	0.13%	0.03%

# Research Division

research@almasequities.com

## Disclaimer and Important Information

Kindly note this is not a solicitation to buy or sell any of the investments referenced in this material. This document was created and distributed by Almas Equities (Pvt) Ltd. based on information that are publicly available, data that was generated internally and other sources that were considered to be credible. While reasonable care has been taken, Almas Equities (Pvt) Ltd and any of its directors, officers, or employees are not in any way liable for any decisions made relying on its contents. Almas Equities (Pvt) Ltd might have/may act as a Broker in the investments which are the subject of this document or related investments and may have acted upon or used the information contained in this document, or the research or analysis on which it is based, before its publication. The investments stated in this document may also be of interest to Almas Equities (Pvt) Ltd., it's group of companies including parent companies, their subsidiaries & associate companies, its Directors, Officers, or Employees.

☎ 0707 1 44 55 1    ✉ [research@almasequities.com](mailto:research@almasequities.com)

📍 Westin Tower, 5th Level, No.2, 4/1 Lake Drive, Colombo 08, Sri Lanka

